

# **JEFFERSON COUNTY, ALABAMA ELECTION ANALYTICS**



## **GENERAL AND CONSTITUTIONAL AMENDMENT ELECTION**

**NOVEMBER 6, 2018**

**AND**

**RECAP OF 2018 ELECTION CYCLE**

**JEFFERSON COUNTY ELECTIONS**

March 15, 2019

**VIA HAND DELIVERY TO JEFFERSON COUNTY OFFICIALS, EMAIL TO THE MEDIA**

TO: Honorable Tony Petelos, County Manager  
Honorable Jimmie Stephens, President, Jefferson County Commission  
Honorable Lashunda Scales, President Pro Tempore, Jefferson County Commission  
Honorable Sheila Tyson, Commissioner  
Honorable Joe Knight, Commissioner  
Honorable Steve Ammons, Commissioner  
Honorable Jackie Anderson-Smith, Circuit Clerk, Jefferson County  
Honorable Mark L. Pettway, Sheriff  
Honorable Sherri Friday, Judge of Probate  
Honorable Elizabeth North, Deputy Judge of Probate, Bessemer  
Lt. George Ponder, Jefferson County Sheriff's Department  
Sgt. Michael Saxon, Jefferson County Sheriff's Department, Bessemer Division  
Dep. Ray Sorensen, Jefferson County Sheriff's Department, Bessemer Division  
Honorable Karen Dunn Burks, Deputy Circuit Clerk, Bessemer Division  
Mr. Richard Mauk, Jefferson County Democratic Chair  
Mrs. Sallie Bryant, Jefferson County Republican Chair  
Mr. Jeff Smith, General Services Director  
Mrs. Trisha Hill Wilkins, General Services Deputy Director  
Mr. Keith Harris, General Services Chief of Elections  
Mr. Daniel Tesseneer, General Services Assistant Chief of Elections  
Mr. Barry Stephenson, Registrar  
Ms. Alexandria Stephens, Elections Coordinator  
Ms. Vickie Townes, Elections Office Clerk  
Mrs. Pam Jones, Chief Clerk, Probate Court  
Mr. Thomas Parchman III, Deputy Chief Clerk, Probate Court  
Ms. Amanda Reid, Staff Attorney, Probate Court  
Mr. John Henry, Chief Financial Officer, Jefferson County  
Mr. Theo Lawson, County Attorney  
Mrs. Shawna Smith, Deputy County Attorney  
Mr. French McMillan, Assistant County Attorney  
Print and Electronic Media in Jefferson County

FROM: Probate Judge Alan L. King  
Chief Election Official, Jefferson County

**RE: Jefferson County 2018 Elections**

On behalf of the Jefferson County Election Commission, comprised by statute of Circuit Clerk Anne-Marie Adams (retired as of January 2019), Lt. George Ponder (who was the representative of the former Sheriff, Mike Hale) and myself, I wanted to provide everyone with a Recap of the 2018 Elections.

We began the process of recapping our elections in 2014, and it is our intention to recap our election activity following each General Election. We came up with this procedure, but on a much smaller scale, from a presentation made by Dean Logan, Registrar-Recorder/County Clerk of Los Angeles County, California, at an Election Center Special Workshop. Hopefully, the pages that follow will speak for themselves in reflecting the

enormous amount of work that goes into Jefferson County Elections by a large group of talented and dedicated Jefferson County employees and citizens.

There is year round activity in planning, organizing and effecting successful elections in Jefferson County. I would like to thank our Elections Coordinator, Alexandria Stephens, for compiling this data and assisting in preparing this report, and Keith Harris, our Chief of Elections, for assisting with the data.

The Department of Justice notified us during the summer of 2016, that several of our precincts were deficient in meeting the needs of disabled voters. The Election Commission, County Manager Petelos, Registrar Stephenson, county attorneys, Probate Elections Coordinator Stephens, Probate Staff Attorney Reid and I met on several occasions with attorneys from the DOJ. An agreement was reached whereby Jefferson County shall take actions such as: select facilities to be used as polling places that do not exclude individuals with disabilities from or deny them the benefits of the polling place or otherwise subject them to discrimination, implement measures to remediate the violations at polling places identified and as set forth in the agreement to make those polling place locations accessible on election day or relocate those locations to an alternative accessible location pursuant to the process established by the DOJ agreement, maintain in operable working condition during elections those features of facilities and equipment (including, but not limited to, permanent equipment such as lifts and elevators, and temporary equipment such as portable ramps, traffic cones, signs, wedges, and door stops) that are required to make polling places accessible to and usable by persons with disabilities.

The cost of each election (in which state and/or federal officers are on the ballot) is borne by both Jefferson County and the State of Alabama. The County Finance Department invoices the State following the election cycle for partial reimbursement to the county's general fund.

Please let me know if you have any questions.

Sincerely,

Alan L. King,  
Judge of Probate,  
Chief Election Official

JEFFERSON COUNTY, ALABAMA 2018 ELECTION CYCLE

<u>ELECTION</u>	<u>DATE</u>
<b>PRIMARY</b>	<b>JUNE 5, 2018</b>
<b>PRIMARY RUN-OFF</b>	<b>JULY 17, 2018</b>
<b>GENERAL ELECTION</b>	<b>NOVEMBER 6, 2018</b>

**2018 ELECTION CYCLE**  
**ELECTION TEAM DEPARTMENTS AND DUTIES**

<b><u>DEPARTMENT</u></b>	<b><u>DUTIES</u></b>	<b><u>DEPARTMENT HEADS/PERSONNEL</u></b>
<b>PROBATE</b>	<b>RECRUITING AND CONTACTING POLL WORKERS; LEGAL ELECTION NOTICE PUBLICATIONS; ORGANIZATION AND IMPLEMENTATION OF ALL ELECTION ACTIVITY; LEGAL UPDATES</b>	<b>JUDGE ALAN KING, CHIEF ELECTION OFFICIAL &amp; ELECTION COMMISSION CHAIRPERSON</b>  <b>JUDGE J. SCOTT VOWELL, ACTING CHIEF ELECTION OFFICIAL (For 2018 Primary and Run-off due to Judge King having a contested race)</b>  <b>ALEXANDRIA STEPHENS, ELECTIONS COORDINATOR</b>  <b>ELIZABETH NORTH, DEPUTY PROBATE JUDGE</b>  <b>AMANDA REID, STAFF ATTORNEY</b>  <b>VICKIE TOWNES, ELECTION OFFICE CLERK</b>
<b>GENERAL SERVICES</b>	<b>PROGRAMMING AND CODING ELECTION SYSTEMS; PRE-TESTING VOTING MACHINES; TRANSMITTING ELECTION RESULTS POST-ELECTION; DELIVERY/PICK-UP OF VOTING EQUIPMENT; INSPECTING VOTING MACHINES POST ELECTION</b>	<b>JEFF SMITH, GENERAL SERVICES DIRECTOR</b>  <b>TRISHA HILL WILKINS, GENERAL SERVICES DEPUTY DIRECTOR</b>  <b>KEITH HARRIS, CHIEF OF ELECTIONS</b>  <b>DANIEL TESSENEER , ASSISTANT CHIEF OF ELECTIONS</b>
<b>SHERIFF'S DEPARTMENT</b>	<b>BALLOT SECURITY; DISTRIBUTING ELECTIONS MATERIALS TO POLL WORKERS; CERTIFYING VOTING MACHINES; ELECTION DAY SECURITY; RECOUNT SECURITY</b>	<b>SHERIFF MIKE HALE, JEFFERSON COUNTY SHERIFF</b>  <b>LT. GEORGE PONDER, BIRMINGHAM DIVISION; ELECTION COMMISSION MEMBER</b>  <b>SGT. MICHAEL SAXON, BESSEMER DIVISION</b>  <b>DEP. RAY SORENSEN, BESSEMER DIVISION</b>
<b>ABSENTEE/ CIRCUIT COURT</b>	<b>ABSENTEE VOTING, BEGINNING 45 DAYS PRIOR TO ELECTION (55 FOR MILITARY AND UOCAVA VOTERS)</b>	<b>ANNE-MARIE ADAMS, CIRCUIT CLERK BIRMINGHAM DIVISION; ELECTION COMMISSION MEMBER</b>  <b>KAREN DUNN BURKS, DEPUTY CIRCUIT CLERK BESSEMER DIVISION</b>
<b>BOARD OF REGISTRARS</b>	<b>SELECTION AND COORDINATION OF VOTING PRECINCTS; VOTER REGISTRATION; MAILING OF VOTER REGISTRATION CARDS TO ALL REGISTERED/QUALIFIED VOTERS; REVIEWING OF PROVISIONAL BALLOTS POST-ELECTION</b>	<b>BARRY STEPHENSON, BOARD OF REGISTRARS CHAIRPERSON</b>  <b>CHRISTIE FORSYTH, ADMINISTRATIVE ANALYST</b>  <b>SAM HOGGE, G.I.S. DATABASE SUPERVISOR</b>
<b>FINANCE DEPARTMENT</b>	<b>INVOICES THE STATE OF ALABAMA FOR ELECTION COSTS REIMBURSEMENT</b>	<b>JOHN HENRY, CHIEF FINANCIAL OFFICER</b>

## 2018 ELECTION EXPENDITURES

### 2018 Primary Election

	<i>Probate Court</i>	<i>General Services</i>	<i>Board of Registrars</i>	<b>GRAND TOTAL</b>
<b><i>Ballots &amp; Precinct Kits</i></b>				
<b><i>Republican Primary</i></b>	<b>\$107,266.25</b>			
<b><i>Democratic Primary</i></b>	<b>\$107,266.25</b>			
<b><i>Provisional Supplies</i></b>	<b>\$6,960.00</b>			
<b><i>Balotar Printing</i></b>	<b>\$1,391.90</b>			
<b><i>Absentee Supplies</i></b>	<b>\$11,350.00</b>			
<b><i>Election Manuals</i></b>	<b>\$7,000.00</b>			
<b><i>Publication</i></b>	<b>\$10,249.25</b>			
<b><i>Poll Officials</i></b>	<b>\$246,700.00</b>			
<b><i>Precinct Rental &amp; Cleaning</i></b>	<b>\$8,125.00</b>			
<b><i>Absentee Temp</i></b>	<b>\$41,699.30</b>			
<b><i>Absentee Election Managers</i></b>	<b>\$16,400.00</b>			
<b><i>Poll Book Printing</i></b>			<b>\$2,000.00</b>	
<b><i>BOR Overtime</i></b>	<b>\$83,151.61</b>			
<b><i>General Services Overtime</i></b>		<b>\$7,641.26</b>		
<b><i>Sheriff Dept. Overtime</i></b>	<b>\$22,961.41</b>			
<b><i>Voting Machine Pick-up and Delivery</i></b>			<b>\$45,672.00</b>	
<b><i>Truck Rentals</i></b>		<b>\$355.30</b>		
<b><u>TOTAL</u></b>	<b>\$670,520.97</b>	<b>\$53,668.56</b>	<b>\$2,000.00</b>	<b>\$726,189.53</b>

## 2018 ELECTION EXPENDITURES CONT'D

### 2018 Primary Run-off Election

	<i>Probate Court</i>	<i>General Services</i>	<i>Board of Registrars</i>	<b>GRAND TOTAL</b>
<b><i>Ballots &amp; Precinct Kits</i></b>				
<b><i>Republican Primary</i></b>	<b>\$107,266.25</b>			
<b><i>Democratic Primary</i></b>	<b>\$107,266.25</b>			
<b><i>Provisional Supplies</i></b>	<b>\$6960.00</b>			
<b><i>Balotar Printing</i></b>	<b>\$2604.65</b>			
<b><i>Absentee Supplies</i></b>	<b>\$1505.00</b>			
<b><i>Publication</i></b>	<b>XXXX*</b>			
<b><i>Poll Officials</i></b>	<b>\$226,975.00</b>			
<b><i>Precinct Rental &amp; Cleaning</i></b>	<b>\$8,200.00</b>			
<b><i>Absentee Temp</i></b>	<b>\$26,979.25</b>			
<b><i>Absentee Election Managers</i></b>	<b>\$15,000.00</b>			
<b><i>Poll Book Printing</i></b>			<b>XXXX**</b>	
<b><i>BOR Overtime</i></b>	<b>\$65,489.39</b>			
<b><i>General Services Overtime</i></b>		<b>\$2,629.51</b>		
<b><i>Sheriff Dept. Overtime</i></b>	<b>\$22,386.68</b>			
<b><i>Voting Machine Pick-up and Delivery</i></b>		<b>\$45,408.00</b>		
<b><i>Truck Rentals</i></b>		<b>\$316.45</b>		
<b><u>TOTAL</u></b>	<b>\$590,632.47</b>	<b>\$48,353.96</b>		<b>\$638,986.43</b>

\*Publication fees and absentee supplies for the Primary Run-off were included in the cost for the Primary Election. No additional publication charges accrued.

\*\*No fees were paid for poll book printing for this election. Poll book fees accrue only once per fiscal year (FY).

**2018 ELECTION EXPENDITURES CONT'D**

**2018 General Election**

	<i>Probate Court</i>	<i>General Services</i>	<i>Board of Registrars</i>	<i>GRAND TOTAL</i>
<i>Ballots &amp; Precinct Kits</i>	\$107,266.75			
<i>Provisional Supplies</i>	\$7360.00			
<i>Absentee Envelopes &amp; Supplies</i>	\$7665.00			
<i>Absentee-Ballots on Demand</i>	\$5,101.40			
<i>Publication</i>	\$10,252.00			
<i>Poll Officials</i>	\$252,000.00			
<i>Precinct Rental &amp; Cleaning</i>	\$8,050.00			
<i>Absentee Temp</i>	\$91,377.93			
<i>Absentee Election Managers</i>	\$18,400.00			
<i>Poll Book Printing</i>			\$2,000.00	
<i>BOR Overtime</i>	\$127,447.29			
<i>General Services Overtime</i>		\$3609.60		
<i>Voting Machine Pick-up and Delivery</i>		\$45,408		
<i>Truck Rentals</i>		\$361.95		
<i>Sheriff Dept. Overtime</i>	\$25,848.74			
<b>TOTAL</b>	<b>\$660,769.11</b>	<b>\$49,379.55</b>	<b>\$2,000.00</b>	<b>\$712,148.66</b>

**GRAND TOTAL: \$2,077,324.62\***

*\*The total above displays the amounts of funds that were paid out of the Jefferson County Probate Court, General Services, and Board of Registrars' budgets in 2018 for a total of three countywide elections. This is a total of the expenses for the 2018 Election Cycle and are not indicative of the fiscal year budget for FY 2018 or FY 2019.*

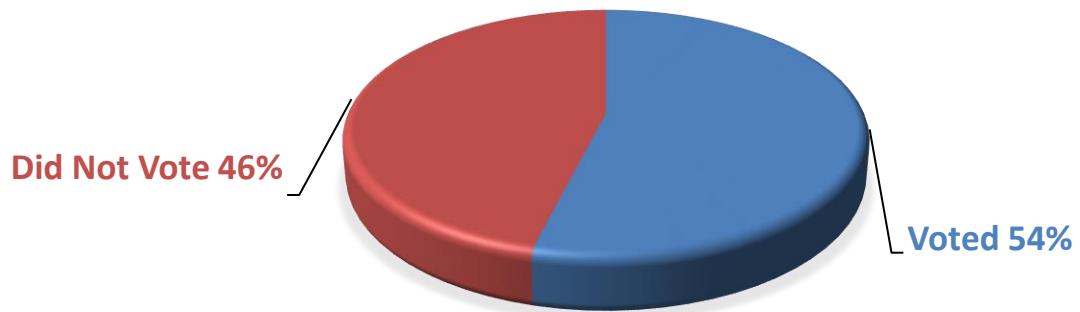
**Note:** *Per Code of Alabama §17-6-2 - §17-6-7, the state is to reimburse counties for qualified election expenses. The reimbursement amount can range between 50-100% depending on the type of election held (i.e. statewide or constitutional amendment election). Once the election expenses are paid, the Jefferson County Finance Department invoices the state of Alabama for reimbursement.*



**JEFFERSON COUNTY VOTING STATISTICS**  
**GENERAL AND CONSTITUTIONAL AMENDMENT ELECTION -NOVEMBER 6, 2018**

<b><u>Number of Registered Voters</u></b>	<b><u>Number of Ballots Cast</u></b>	<b><u>Percentage of Voter Turnout</u></b>
479,959	258,920	53.95%

**VOTER TURNOUT FOR GENERAL ELECTION**



**TOTAL REGISTERED ACTIVE VOTERS - 445,200**

**TOTAL REGISTERED INACTIVE VOTERS – 34,759**

**2018 GENERAL AND CONSTITUTIONAL AMENDMENT ELECTION**  
**PRECINCT-BY-PRECINCT VOTER TURNOUT – COMMISSION DISTRICT 1**

Precinct Number and Name	Number of Registered Voters in Precinct	Number of Ballots Cast	Percentage of Voters
1010 Our Lady of Lourdes Catholic Church	6688	3370	50.39%
1020 Tom Bradford Park	5145	2676	52.01%
1030 L.M. Smith Middle School	4405	2308	52.40%
1040 Bethel Baptist Church	3402	2020	59.38%
1050 Midfield Community Center	3456	1755	50.78%
1060 Sun Valley Elementary	3737	2160	57.80%
1070 Crestway Baptist Church	3831	2222	58.00%
1080 George French Student Center	3010	1014	33.69%
1090 Forestdale Square	3080	1891	61.40%
1100 South Hampton Elementary School	2672	1341	50.19%
1110 Don Hawkins Park & Recreation Center	2840	1694	59.65%
1120 Robinson Elementary School	2745	1149	41.86%
1130 Martha Gaskins Elementary School	2704	1307	48.34%
1140 Birmingham Fire Station #12	2715	1499	55.21%
1150 Adamsville Church Of God	2287	1190	52.03%
1160 Faith Chapel Christian Center	2173	928	42.71%
1170 Hudson Middle School	1991	853	42.84%
1180 Barrett Elementary School	2164	994	45.93%
1190 Inglenook Elementary School	1973	947	48.00%
1200 Norwood Community Center	1803	869	48.20%
1210 Glen Oaks Elementary School	1887	1154	61.16%
1220 Willow Wood Recreation Center	1838	771	41.95%
1230 New Rising Star Missionary Bapt Church	1826	858	46.99%
1240 MT. Pilgrim Baptist Church	1705	972	57.01%
1250 Hillview Fire Station #1	1850	1034	55.89%
1260 Shepard Center East	1506	679	45.09%
1270 Hooper City Recreation Center	1543	892	57.81%
1280 Oliver Elementary School	1726	681	39.46%
1290 North Birmingham Recreation Center	1079	423	39.20%
1300 North Birmingham Public Library	2216	1077	48.60%
1310 Brownsville Community Center	1212	740	61.06%
1320 Sandusky Community Sr Citizens Park	1365	763	55.90%
1330 Morton Simpson Community Center	1313	523	39.83%
1340 Mount Hebron Baptist Church	962	474	49.27%
1350 C. J. Donald Elementary School	1177	521	44.27%
1360 North Avondale Public Library	1142	454	39.75%
1370 McAlpine Recreation Center	782	429	54.86%
1380 ST. Mary's Catholic Church	659	435	66.01%
<b>TOTALS</b>	<b>88609</b>	<b>45067</b>	<b>50.39%</b>

**2018 GENERAL AND CONSTITUTIONAL AMENDMENT ELECTION**  
**PRECINCT-BY-PRECINCT VOTER TURNOUT – COMMISSION DISTRICT 2**

Precinct Number and Name	Number of Registered Voters in Precinct	Number of Ballots Cast	Percentage of Voters
2010 Legion Field Lobby Gate # 7	4956	2264	45.68%
2020 Homewood Senior Center	4684	2033	43.40%
2030 Highland Park Golf Course	4744	2436	51.35%
2040 Ensley Park Recreation Center	3403	1632	47.96%
2050 Harrison Park Recreation Center	3130	1529	48.85%
2060 Charles A Brown Elementary School	3091	1691	54.71%
2070 Central Park Recreation Park	2880	1444	50.14%
2080 Ramsay Alternative High School	3121	1388	44.47%
2090 Sixth Avenue Baptist Church	2579	1449	56.18%
2100 Memorial Recreation Center	2247	933	41.52%
2110 Southside Homes Community Center	2391	1052	44.00%
2120 Dunbar-Abrams Community Center	2153	998	46.35%
2130 Minor Elementary School	2326	1119	48.11%
2140 New Beginning Church Of Living God	2177	964	44.28%
2150 Brighton Senior Citizens Building	1986	935	47.08%
2160 Jefferson County Courthouse Lobby	2671	1067	39.95%
2170 Hemphill School Recreation Building	2088	864	41.38%
2180 Avondale Public Library	2537	1412	55.66%
2190 Wiggins Library & Recreation Center	1852	954	51.51%
2200 Central Park Elementary School	1887	806	42.71%
2210 Jonesboro Elementary School	1938	830	42.83%
2220 Glen Iris Elementary School	2505	1262	50.38%
2230 Avondale Elementary School	2040	1270	62.25%
2240 Fire Department Administrative Building	1702	770	45.24%
2250 More Than Conquerors Faith Church	1548	869	56.14%
2260 Wilkerson Middle School	1468	798	54.36%
2270 Mount Zion Missionary Baptist Church	1466	734	50.07%
2280 West End Academy	1539	800	51.98%
2290 East Ensley Public Library	1525	761	49.90%
2300 Bush Hills Academy	1366	640	46.85%
2310 MT. Zion Community Church	1444	537	37.19%
2320 Virginia College	1841	883	47.96%
2330 Henry Crumpton Recreation Center	1383	752	54.37%
2340 Thompson Manor Community Center	1469	672	45.75%
2350 Oxmoor Valley Community Center	3156	1633	51.74%
2360 Bessemer City Hall	1298	467	35.98%
2370 New Bethel Baptist Church	716	421	58.80%
2380 Five Points West Public Library	1114	547	49.10%
2390 Roosevelt City Community Center	1074	544	50.65%
2400 Wenonah High School	1151	556	48.31%
2410 Bryant Chapel AME Church	1349	686	50.85%
2420 Bell Wallace Building	1406	562	39.97%
2430 Southside Branch Public Library	854	406	47.54%
2440 Southtown Housing Community CTR	558	176	31.54%
<b>TOTALS</b>	<b>92813</b>	<b>44546</b>	<b>47.84%</b>

**2018 GENERAL AND CONSTITUTIONAL AMENDMENT ELECTION**  
**PRECINCT-BY-PRECINCT VOTER TURNOUT – COMMISSION DISTRICT 3**

Precinct Number and Name	Number of Registered Voters in Precinct	Number of Ballots Cast	Percentage of Voters
3010 Hoover Met Baseball Stadium	4088	2015	49.29%
3015 Hoover Met Sports Complex	5831	3289	56.41%
3020 Pleasant Hill United Meth Church	4583	2740	59.79%
3025 Baptist Church Of Mcadory	4756	2937	61.75%
3030 Pleasant Grove First Baptist Church	6421	3597	56.02%
3040 Prince of Peace Catholic Church	6959	4282	61.53%
3050 Pleasant Ridge Baptist Church	5612	2747	48.95%
3060 Bessemer Civic Center	5714	3126	54.71%
3070 Mt. Olive Community Center	4557	2719	59.67%
3080 Morgan Rd United Meth Church	4603	2762	60.00%
3090 Brooklane Community Center	3524	1835	52.07%
3100 Bagley Junior High School	3701	1954	52.80%
3110 Oakmont Presbyterian Church	3042	1867	61.37%
3120 Adamsville Baptist Church	2849	1545	54.23%
3130 Shades Crest Baptist Church	2820	1804	63.97%
3140 Valley Creek Baptist Church	2611	1609	61.62%
3150 Union Hill Baptist Church	2745	1548	56.39%
3160 Ross Bridge Welcome Center	4890	2798	57.22%
3170 Alliance Community Center	1944	1046	53.81%
3180 Corner School	1887	1099	58.24%
3190 Dolomite W Field City Community CTR	1581	978	61.86%
3200 Maurice L. West Community Ctr	1562	767	49.10%
3210 Minor Fire Station	1524	747	49.02%
3220 Oak Grove First Baptist Church	1602	889	55.49%
3230 Grant Church Baptist Church	1495	754	50.43%
3240 Sylvan Springs First United Meth Church	1261	781	61.93%
3250 Bessemer Fire Station # 5	1270	587	46.22%
3260 West Jefferson Recreation CTR	1300	623	47.92%
3270 Muscoda Community Center	882	473	53.63%
3280 Brookside Community Center	1028	520	50.58%
3290 Mulga Town Hall	870	413	47.47%
3300 Johns Community Center	866	445	51.39%
3310 Parkwood Church of God	426	194	45.54%
3320 Maytown Baptist Church	236	135	57.20%
3330 First Baptist Church Booker Heights	75	42	56.00%
<b>TOTALS</b>	<b>99115</b>	<b>55667</b>	<b>54.96%</b>

**2018 GENERAL AND CONSTITUTIONAL AMENDMENT ELECTION**  
**PRECINCT-BY-PRECINCT VOTER TURNOUT – COMMISSION DISTRICT 4**

Precinct Number and Name	Number of Registered Voters in Precinct	Number of Ballots Cast	Percentage of Voters
4010 Gardendale Civic Center	7544	4394	58.24%
4015 Gardendale MT. Vernon United Meth Church	4883	2696	55.21%
4020 Trussville First Baptist Church	7016	4240	60.43%
4030 Center Point First Baptist Church	5170	2482	48.01%
4040 Trussville City Hall	6254	3185	50.93%
4050 Clay Community Center	5690	3262	57.33%
4060 East Pinson Valley Rec Center	5100	2369	46.45%
4070 Tarrant City Hall	3887	1547	39.80%
4080 North Park Baptist Church	4890	3050	62.37%
4090 Fultondale First Baptist Church	3686	1967	53.36%
4100 Mountain View Baptist Church	3388	1839	54.28%
4110 Rock School Center	3206	1698	52.96%
4120 Life Church	3124	1714	54.87%
4130 Warrior City Hall	2723	1289	47.34%
4140 Leeds Civic Center	2510	1180	47.01%
4150 Palmerdale United Methodist Church	2504	1465	58.51%
4160 Center Point Community Ctr	3728	1624	43.56%
4170 Kimberly United Meth Church	2792	1603	57.41%
4180 Bradford Sanctuary Of Praise	2507	1166	46.51%
4190 The Church At Grants Mill	2385	1439	60.34%
4200 Fultondale Senior Citizens Building	2598	1387	53.39%
4210 Morris Senior Citizens Building	2052	1271	61.94%
4220 Irondale Senior Citizens Building	1849	1017	55.00%
4230 Guiding Light Church	1239	701	56.58%
4240 Irondale City Hall	1050	580	55.24%
4250 Trafford City Hall	824	381	46.24%
<b>TOTAL</b>	<b>92599</b>	<b>49546</b>	<b>53.20%</b>

**2018 GENERAL AND CONSTITUTIONAL AMENDMENT ELECTION**  
**PRECINCT-BY-PRECINCT VOTER TURNOUT – COMMISSION DISTRICT 5**

Precinct Number and Name	Number of Registered Voters in Precinct	Number of Ballots Cast	Percentage of Voters
5010 Hoover Park & Recreation Center	7597	3199	42.11%
5020 Vestavia Hills United Meth. Church	5259	3226	61.34%
5030 Shades Mountain Community Center	4727	2652	56.10%
5035 Fullness Christian Fellowship Church	1294	717	55.41%
5040 Metropolitan Church Of God	5240	3101	59.18%
5050 Homewood Public Library	5340	3013	56.42%
5060 St. Peter The Apostle Catholic Church	4999	2622	52.45%
5070 New Merkel Cahaba Heights Center	4943	2633	53.27%
5080 Brookwood Baptist Church	4405	2769	62.86%
5090 Leeds First United Meth Church	4729	2714	57.39%
5100 Bluff Park United Meth Church	4197	2512	59.85%
5110 Mountain Brook City Hall	4539	2679	59.02%
5120 Horizon Church	3534	2021	57.19%
5130 Mountain Brook Community Church	3763	2322	61.71%
5140 Liberty Park Baptist Church	4546	2691	59.19%
5150 McElwain Baptist Church	3457	1954	56.52%
5160 St. Thomas Episcopal Church	4326	2243	51.85%
5170 Edgewood Elementary School	3393	2008	59.18%
5180 Saint Luke's Episcopal Church	2351	1470	62.53%
5190 Cherokee Bend Elementary School Adderhold Student Center	2324	1480	63.68%
5200 Mountain Top Community Church	2477	1358	54.82%
5210 Homewood Exceptional Foundation	2699	1516	56.17%
5220 Town Village Vestavia Hills	2110	1282	60.76%
5230 Hoover Public Library	2204	1176	53.36%
5240 Shades Cahaba Elementary School	1945	1230	63.24%
5250 Church Of The Highlands	1838	1187	64.58%
5260 Mountain Brook Elementary School	1092	677	62.00%
5280 Birmingham Botanical Gardens	887	569	64.15%
5290 Afton Lee Community Center	227	118	51.98%
<b>TOTAL</b>	<b>100442</b>	<b>57139</b>	<b>57.87%</b>

**2018 GENERAL AND CONSTITUTIONAL AMENDMENT ELECTION**  
**VOTER TURNOUT BY GENDER AND RACE**

**VOTER TURNOUT BY GENDER**

<i>Female</i>	150,826
<i>Male</i>	108,009
<i>Unknown</i>	58

**VOTER TURNOUT BY GENDER IN PERCENTAGES**

<i>Female</i>	58.26%
<i>Male</i>	41.72%
<i>Unknown</i>	0.02%

**VOTER TURNOUT BY RACE**

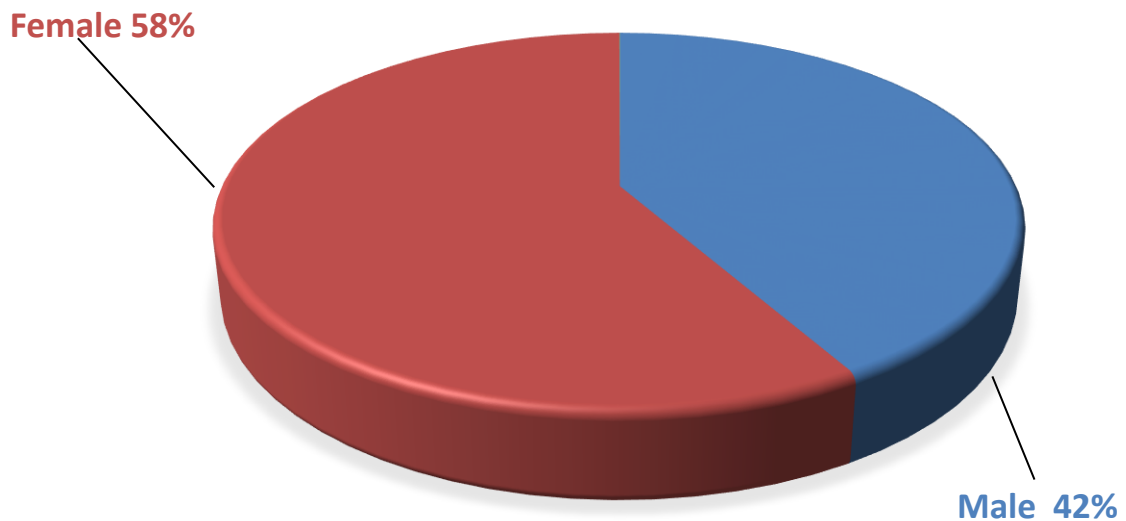
<i>White</i>	146917
<i>Black</i>	105088
<i>Asian</i>	1517
<i>Native American</i>	277
<i>Hispanic</i>	1461
<i>Unknown</i>	1988
<i>Other</i>	1643
<i>Korean</i>	2

**VOTER TURNOUT BY RACE IN PERCENTAGES**

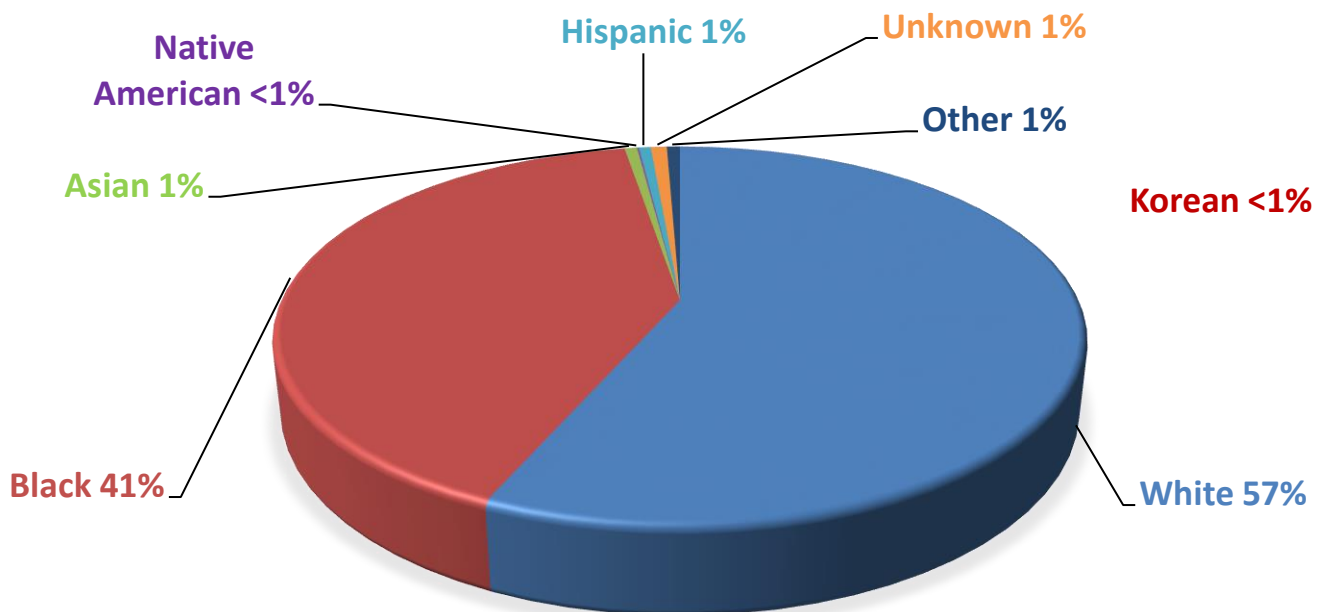
<i>White</i>	56.75%
<i>Black</i>	40.59%
<i>Asian</i>	0.59%
<i>Native American</i>	0.11%
<i>Hispanic</i>	0.56%
<i>Unknown</i>	0.77%
<i>Other</i>	0.63%
<i>Korean</i>	0.00077 %

**2018 GENERAL AND CONSTITUTIONAL AMENDMENT ELECTION**  
**VOTER TURNOUT BY GENDER AND RACE CONT'D**

**VOTER TURNOUT BY GENDER**



**VOTER TURNOUT BY RACE**

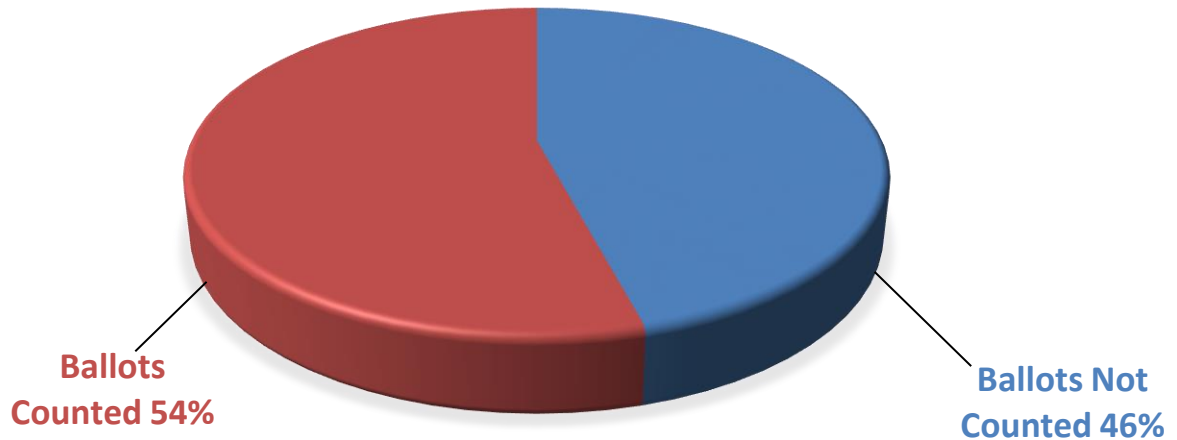


**NOTE: Percentages are rounded to the nearest whole number. (i.e. all percentages that are 0.50% or more were rounded up to 1%)**



**2018 GENERAL AND CONSTITUTIONAL AMENDMENT ELECTION**  
**PROVISIONAL STATISTICS**

**PROVISIONAL BALLOTS CAST**

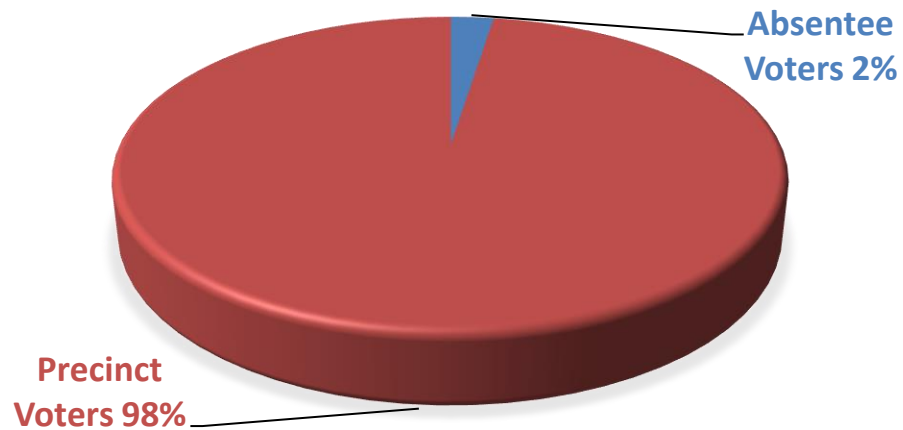


- TOTAL NUMBER OF PROVISIONAL BALLOTS CAST = 966
  - TOTAL NUMBER OF PROVISIONALS COUNTED = 523
  - TOTAL NUMBER OF PROVISIONALS NOT COUNTED = 443

**NOTE:** *In each election, there are voters who may not be able to vote a regular ballot due to reasons such as not having proper ID or having requested an absentee ballot and not returning the voted ballot to the Absentee Office. Per Code of Alabama [§17-10-2(e)], voters can cast a provisional ballot, but must take proper steps after the election and document required information with the Jefferson County Board of Registrars by 5:00 p.m. the Friday following the election.*

**2018 GENERAL AND CONSTITUTIONAL AMENDMENT ELECTION**  
**ABSENTEE VOTING STATISTICS**

**ABSENTEE VOTERS VS. PRECINCT TURNOUT**



- TOTAL NUMBER OF BALLOTS CAST IN GENERAL ELECTION (ELECTION DAY) = 258,920
- TOTAL NUMBER OF ABSENTEE BALLOTS CAST IN GENERAL ELECTION = 6,432
  - BIRMINGHAM DIVISION = 4,801
  - BESSEMER DIVISION = 1,631

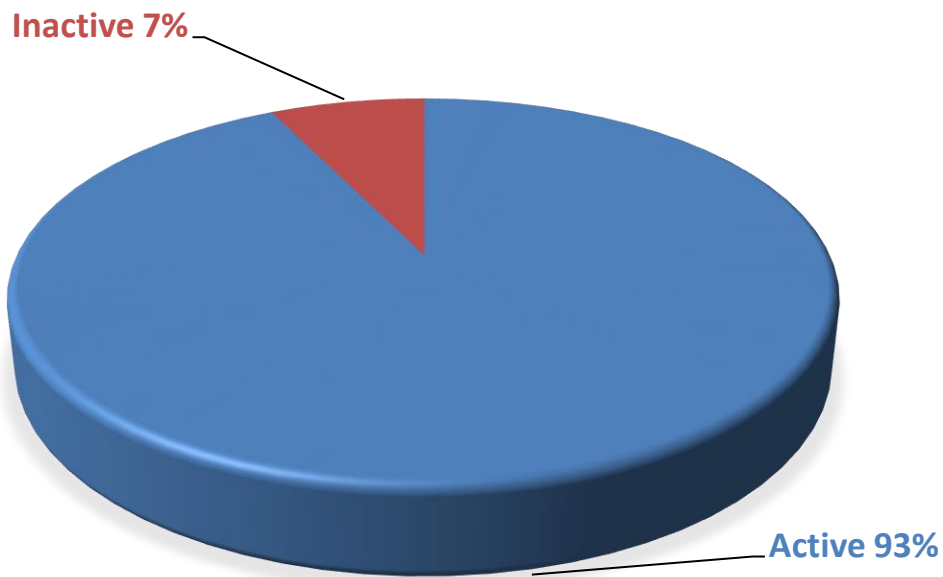
**NOTE:** *This chart displays the percentage of votes that were made by casting an absentee ballot, versus the percentage of votes that were made by actually voting at a precinct in Jefferson County. This was determined by using the total voter turnout in Jefferson County, AL.0*

**2018 GENERAL AND CONSTITUTIONAL AMENDMENT ELECTION**  
**VOTER REGISTRATION STATISTICS BY RACE**

<b><u>ACTIVE VOTERS</u></b>	
<i>White</i>	245,754
<i>Black</i>	184,272
<i>Asian</i>	3,524
<i>Native American</i>	579
<i>Hispanic</i>	3,622
<i>Unknown</i>	4,111
<i>Other</i>	3,336
<i>Korean</i>	2
<b><u>TOTALS</u></b>	<b>445,200</b>

<b><u>INACTIVE VOTERS</u></b>	
<i>White</i>	18,312
<i>Black</i>	14,831
<i>Asian</i>	375
<i>Native American</i>	71
<i>Hispanic</i>	385
<i>Unknown</i>	234
<i>Other</i>	551
<i>Korean</i>	0
<b><u>TOTALS</u></b>	<b>34,759</b>

**REGISTERED VOTERS**



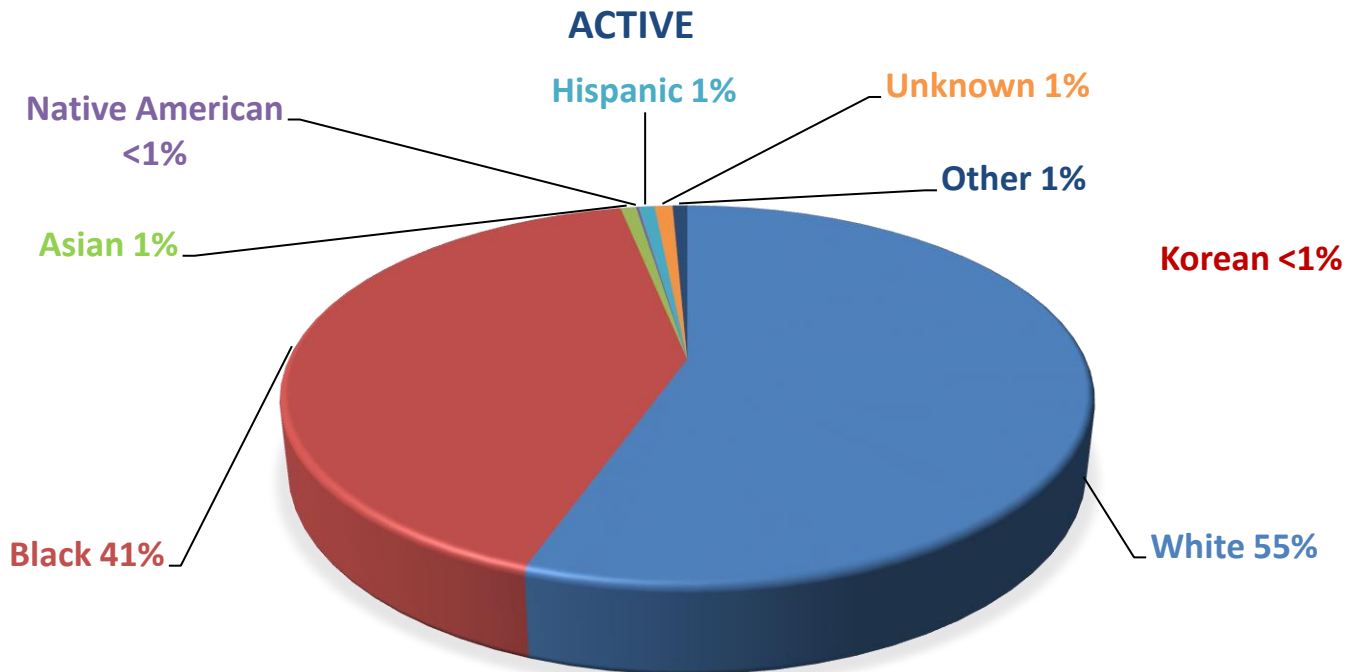
**GRAND TOTAL OF**  
**REGISTERED VOTERS**

**479,959**

**2018 GENERAL AND CONSTITUTIONAL AMENDMENT ELECTION**  
**VOTER REGISTRATION STATISTICS BY RACE IN PERCENTAGES**

**ACTIVE VOTERS**

<i>White</i>	55.20%
<i>Black</i>	41.39%
<i>Asian</i>	0.79%
<i>Native American</i>	0.13%
<i>Hispanic</i>	0.81%
<i>Unknown</i>	0.92%
<i>Other</i>	0.75%
<i>Korean</i>	0.00045%



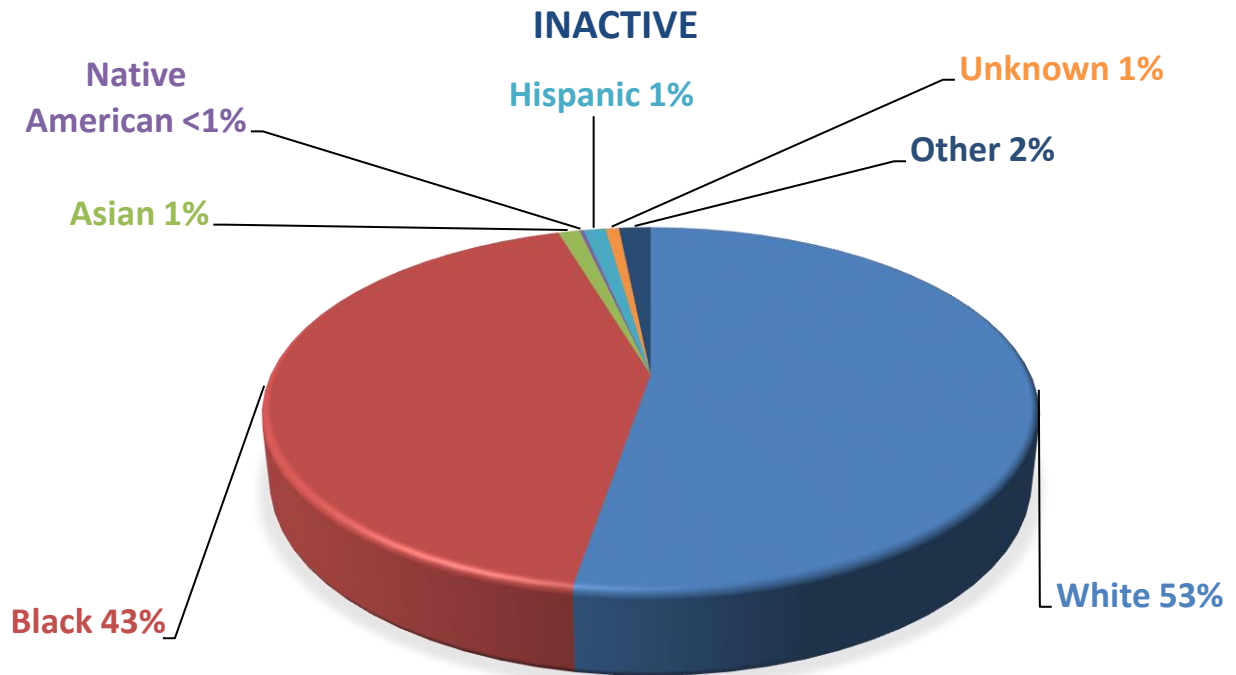
**TOTAL NUMBER OF ACTIVE VOTERS: 445,200**  
 (92.76% of registered voters are active)

**NOTE: Percentages are rounded to the nearest whole number. (i.e. all percentages that are 0.50% or more were rounded up to 1%)**

**2018 GENERAL AND CONSTITUTIONAL AMENDMENT ELECTION**  
**VOTER REGISTRATION STATISTICS BY RACE IN PERCENTAGES CONT'D**

**INACTIVE VOTERS**

<i>White</i>	52.68%
<i>Black</i>	42.67%
<i>Asian</i>	1.08%
<i>Native American</i>	0.20%
<i>Hispanic</i>	1.11%
<i>Unknown</i>	0.67%
<i>Other</i>	1.59%
<i>Korean</i>	0.00%



**TOTAL NUMBER OF INACTIVE VOTERS: 34,759**  
 (7.24% of registered voters are inactive)

**NOTE: Percentages are rounded to the nearest whole number. (i.e. all percentages that are 0.50% or more were rounded up to 1%)**

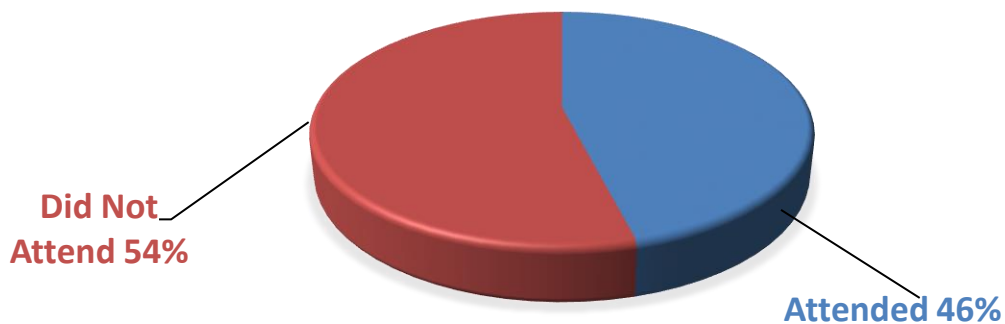
**2018 GENERAL AND CONSTITUTIONAL AMENDMENT ELECTION**  
**ELECTION SCHOOL STATISTICS**

<u>NUMBER OF PRECINCTS</u>	<u>NUMBER OF POLL WORKERS</u>	<u>NUMBER OF POLL WORKER TRAININGS</u>	<u>NUMBER OF POLL WORKERS THAT ATTENDED TRAINING</u>
173	1615	5	735

**ELECTION SCHOOL TURNOUT**

<u>Location</u>	<u>Date</u>	<u>Time</u>	<u>Number of Attendees</u>
Center Point First Baptist Church	Wednesday, October 31, 2018	10:00 a.m.	168
Bessemer Jury Assembly Room	Wednesday, October 31, 2018	2:00 p.m.	189
Birmingham Jury Assembly Room	Wednesday, October 31, 2018	5:30 p.m.	150
Gardendale Civic Center	Thursday, November 1, 2018	10:00 a.m.	93
Birmingham Botanical Gardens	Thursday, November 1, 2018	2:00 p.m.	135

**ELECTION SCHOOL TURNOUT**



No attendees from:

- 1080 George French Student Center
- 1180 Barrett Elementary School
- 1290 North Birmingham Recreation Center
- 1320 Sandusky Community Center
- 2380 Five Points West Public Library
- 5030 Shades Mountain Community Center

**NOTE:** *The Polling Officials are trained citizens of Jefferson County, AL. Five Election Schools are taught to poll workers throughout the county before each election. In addition, we offer specialized training in the Probate Court Election Room. We make an effort to have ALL poll workers attend an Election School; however, because there is no longer a monetary incentive offered for attending the training sessions, attendance has decreased. For the precincts in which no one attends, the Chief Inspectors are contacted to discuss their lack of attendance. The Election workday is approximately 15 hours in duration; however, during a Presidential Election, the hours may vary between 15 and 22. The Chief Inspectors receive \$200 per election and Clerks receive \$150.*

**2018 GENERAL AND CONSTITUTIONAL AMENDMENT ELECTION**  
**ELECTION DAY SUPPORT**

**ELECTION DAY SUPPORT DEPARTMENTS\***

Probate Court

General Services

Board of Registrars

Jefferson County Sheriff's Department

County Manager's Office

Land Development

**Call Type**

**Number of Calls**

On Site

89

Election Warehouse

107

**Total Number of Precincts**

**Number of Precincts Requesting  
Support**

**Number of Precincts Not Requesting  
Support**

176

107

69

(173 Voting Precincts, 2 Absentee, 1  
Provisional)

*\*Each of the above departments receives phone calls on Election Day to handle matters such as technical support, verifying registered voters, providing security or extra Election Day staff, or to simply provide general information.*

**2018 GENERAL AND CONSTITUTIONAL AMENDMENT ELECTION**  
**ELECTION DAY SUPPORT CONT'D**

<b><u>ELECTION DAY CALL CENTER SUPPORT TEAM</u></b>	<b><u>DEPARTMENT</u></b>
<b>Jeff Calvert</b>	General Services
<b>Keith Harris</b>	General Services
<b>Chris Hill</b>	General Services
<b>Carnell Holifield Jr.</b>	General Services
<b>Sonya Moore</b>	General Services
<b>Jeanette Rolfe</b>	General Services
<b>Alexandria Stephens</b>	Probate Court
<b>Daniel Tesseneer</b>	General Services
<b>Vickie Townes</b>	Probate Court
<b>Louis Walters</b>	General Services
<b>Kimberly Williams-Watts</b>	General Services



**2018 GENERAL AND CONSTITUTIONAL AMENDMENT ELECTION**  
**ELECTION DAY SUPPORT CONT'D**

<b><u>Board of Registrars Support Team</u></b>	<b><u>Department</u></b>
Vince Caine	Board of Registrars
Donna Edwards	Board of Registrars
Christie Forsyth	Board of Registrars
Shelia Handley	Board of Registrars
Sam Hogge	Board of Registrars
Michael Morrison	Land Development
Jinnifer Purnell	County Attorney Office
Laura Smith	Board of Registrars
Barry Stephenson	Board of Registrars
Dianne Swann	Board of Registrars
Crystal Swanson	Board of Registrars
Crystal Tanniehill	County Manager's Office

<b><u>Probate Court Support Team</u></b>	<b><u>Department</u></b>
Melody Cox	Probate Court
Deputy Judge Elizabeth North	Probate Court
Amanda Reid, Esq.	Probate Court

**2018 GENERAL AND CONSTITUTIONAL AMENDMENT ELECTION**  
**ELECTION DAY SUPPORT CONT'D**

<b><u>Election Day Field Support Technicians</u></b>	<b><u>Zone</u></b>
John Phillips	1
Jamille Jackson	2
Kenneth Crenshaw	3
Timothy Cox / Corey Ware	4
Peter Langston	5
Gary White / Kim Ratcliff	6
Josh Fancher	7
James Lyons	8
Steve Cockrell / Vincent Banks	9
Austin Brown	10
Allen Gordon	11
DeVaun Brooks	12
James Tompkins	13

**NOTE:** *The Election Day Support team is a group of Jefferson County employees who are dedicated to ensuring Jefferson County Elections are executed with integrity, fairness, and professionalism. The Sheriff's Department also utilized a significant number of staff members including deputies, sergeants, lieutenants, and additional clerical employees to assist on Election Day including pre and post- Election Day activities.*

**2018 GENERAL AND CONSTITUTIONAL AMENDMENT ELECTION**  
**ELECTION DAY AFTERMATH**

<b><u>Precinct Number and Name</u></b>	<b><u>Issue</u></b>	<b><u>Quantity</u></b>
4020 Trussville First Baptist Church	Left Ballots in Machine	(1 Ballot)*
4180 Bradford Sanctuary of Praise	Left Ballots in Machine	(1 Ballot)*

**NOTE:** *After each election, the Jefferson County Election Staff does an assessment of all voting machines to ensure all ballots and materials are accounted for.*

*The above information denotes the materials that were discovered after the General Election on November 6, 2018. All materials were properly and safely transferred to the Election Vault in Birmingham. Also, the polling officials are contacted to discuss the issue in an effort to avoid the error during the next election.*

*\*Please note that all ballots were counted and included in vote totals, inasmuch as the vote totals are tallied on Election Night and the ballots left in the machines are/were discovered after the election. Election night closing procedures are given a great deal of attention in our Election trainings. Historically, approximately 20 years ago, thousands of ballots would be recovered from Jefferson County's voting machines; however, even today, four ballots and three record of Election Box are four ballots and three Record of Election Boxes, and obviously two bags of voted ballots, are too many. For the represented precincts above, all of the Chief Inspectors have been contacted and the issues have been discussed with him or her.*

**2018 GENERAL AND CONSTITUTIONAL AMENDMENT ELECTION**  
**ELECTION DAY SCHEDULE**

<b><u>Activity</u></b>	<b><u>Time</u></b>
<b>Election Day Began</b>	6:00 a.m.
<b>Polls Opened</b>	7:00 a.m.
<b>Polls Closed</b>	7:00 p.m.
<b>Precinct Returns</b>	8-11:30 p.m.
<b>Election Day Ended</b>	6:00 a.m. (November 7, 2018)

**2018 GENERAL AND CONSTITUTIONAL AMENDMENT ELECTION**  
**ELECTION DAY VOTER COMPLAINTS**

**Complaint #1**

**Precinct Number and Name:** 4060 Hillsdale Baptist Church

**Complaint Overview:** A voter called stating that a poll worker was advising other voters not to vote for certain candidates.

**Action Taken:** The voter was advised that all poll workers are trained to only assist voters if requested but not to advise voters who to cast a vote for or against. The caller was also advised that the Chief Inspector of the precinct would be contacted and made aware of the issue, and it will also be stressed in future poll worker trainings as always. In addition, the Chief Inspector will also be instructed to monitor the precinct and ensure that the clerks in the precinct shall not advise voters on how to vote in future elections.

**Follow Up:** The Chief Inspector was contacted and advised of issue. The Chief Inspector stated she was not aware of the complaint, but she would be sure to monitor her precinct more closely in future elections and to advise the other poll workers not to partake in any political activities while working at the precinct.

**Complaint #2**

**Precinct Number and Name:** 1110 Don Hawkins Park & Recreation Center

**Complaint Overview:** A voter called stating that a poll worker was advising voters they could not vote a straight party ticket and also vote for a candidate of the opposite party. The voter also advised that the ballot clerk was reviewing all ballots before they were placed in the voting machine.

**Action Taken:** The voter was advised that all poll workers are trained on this subject; however, the Chief Inspector would be contacted and made aware of the issue, and it will also be stressed in future poll worker trainings as always. In addition, the Chief Inspector will also be instructed to monitor the precinct and ensure that the clerks are giving the voters correct information and also allowing the individual voters to place his/her ballot in the ballot machine.

**Follow Up:** The Chief Inspector was contacted and advised of issue. She was also advised to be and sure to speak with all poll clerks prior to election day or prior to polls opening on election day to ensure they are not reviewing any voted ballots, and that they are to allow voters to insert his/her own voted ballots into the voting machine unless assistance is requested.

**Complaint #3**

**Precinct Number and Name:** 4180 Bradford Sanctuary of Praise

**Complaint Overview:** A voter called stating that she was rushed to complete her ballot by the Chief Inspector. Per the voter, the Chief Inspector was rude and told her that she'd had enough time to complete her ballot. She stated she was not aware there was a time limit to complete her ballot. The voter continued that she also felt her daughter, along with another African American female, were being targeted because of their race.

**Action Taken:** The voter was advised that there is a statute that governs the time limit for voters to complete a ballot. § 17-9-13 (b) Code of Alabama 1975 states, “Any voter remaining in a voting station, including, but not limited to, a voting machine, table, booth, or device that permits a voter to complete a ballot in privacy, for four minutes or longer may be asked by a poll official if he or she requires assistance... If the voter does not desire assistance, the voter shall be permitted to remain in the voting station for no less than one additional minute. At the end of this additional minute, and if there exists a line of individuals waiting to vote, the voter may be informed that time is up and be asked to leave.” (Afterwards, the voter requested that there be large signage explaining the time limit to voters). She was further advised that her request would be presented to the Jefferson County Election Commission. In addition, the voter was advised that the Chief Inspector would be counseled on behavior.

**Follow Up:** Chief Inspector was contacted and counseled on behavior.

## **Complaint #4**

**Precinct Number and Name:** 4180 Bradford Sanctuary of Praise

**Complaint Overview:** A voter called stating that the Chief Inspector was rude and rushing her to finish voting her ballot. She continued that she felt the Chief Inspector was intimidating voters and stated that she was not aware there was a time limit to complete a ballot.

**Action Taken:** The voter was advised that there is a statute that governs the time limit for voters to complete a ballot. § 17-9-13 (b) Code of Alabama 1975 states, “Any voter remaining in a voting station, including, but not limited to, a voting machine, table, booth, or device that permits a voter to complete a ballot in privacy, for four minutes or longer may be asked by a poll official if he or she requires assistance... If the voter does not desire assistance, the voter shall be permitted to remain in the voting station for no less than one additional minute. At the end of this additional minute, and if there exists a line of individuals waiting to vote, the voter may be informed that time is up and be asked to leave.” She was further advised that the Chief Inspector would be contacted and counseled on behavior.

**Follow Up:** Chief Inspector was contacted and counseled on behavior.

## **Complaint #5**

**Precinct Number and Name:** 5030 Shades Mountain Community Church

**Complaint Overview:** A voter submitted an Alabama Voter Complaint form and expressed that his voting precinct needs improvements on getting the handicapped that his voting area. The voter also stated that it’s too far to walk from the handicap parking area.

**Action Taken:** The voter was contacted and informed that the information would be passed along to the Board of Registrars Chairperson, Barry Stephenson so he may look further into the issue and construct a possible solution.

**Follow Up:** BOR Chair, Barry Stephenson, was emailed and informed of issue and asked to seek a possible solution.

## Complaint #6

**Precinct Number and Name:** 4050 Clay Community Center

**Complaint Overview:** A voter submitted an Alabama Voter Complaint form stating that she and her son have been residents of the Clay community for 29 years and vote regularly. She went on to say that they both voted in the 2016 Presidential Election with no issues and was shocked when her son was denied the right to vote in the 2018 General Election. The voter also stated that her son was a felon and has served his time and should not be denied the right to vote. The voter again stated that her son has voted since the felony and finds that it is extremely upsetting as an American that the new law has taken away her son rights to vote.

**Action Taken:** Voter was contacted several times but was unable to be reached.

**Follow Up:** Research was conducted and it was found that the voter's son has not been an active voter since 2009. If he was permitted to vote in the 2016 Presidential Election, it would have been by a provisional ballot.

## Complaint #7

**Precinct Number and Name:** 1070 Crestway Baptist Church

**Complaint Overview:** A voter submitted an Alabama Voter Complaint form stating that her polling place has changed multiple times. In the process of these transitions, she witnessed a lot of confusion amongst voters at the old precincts as they were trying to find their new voting precinct. She went on to say that the signage did not have adequate information and was not helpful. The word "VOTE" was not mentioned on the sign. She contacted the Jefferson County Board of Registrars twice and also notified poll workers of the problem. In her opinion, the voter felt that there should have been multiple signs. She expressed her fear that people will just not vote if they are unable to locate their voting precinct.

**Action Taken:** The voter was advised that the Board of Registrars notifies all voters affected by a precinct change; however, the BOR Chair, Barry Stephenson, would be contacted and made aware of her suggestions of placing more adequate signage at a location if there has been a change.

**Follow Up:** BOR Chair, Barry Stephenson, was emailed and informed of voter's complaint and suggestions.

## Complaint #8

**Precinct Number and Name:** 2190 Wiggins Library and Recreation Center

**Complaint Overview:** A poll watcher submitted an Alabama Republican Party 2018 Irregularity Form. The form provided detailed allegations of events and irregularities that were witnessed at Wiggins Library and Recreation Center on Election Day. The report included complaints such as: the Chief Inspector arriving right before the polls opening which caused the polls to open late (7:07 a.m.), the Chief Inspector and other poll workers behaving in a very rude manner towards the poll watcher, the poll watcher being instructed to sit across the room from the voting area causing the watcher to not be able to monitor the voting process properly, the poll watcher not being allowed to view the electronic poll books after asking multiple times to ensure the check-in count matched the numbers on the ballot machines, voters being provided with ballots without a ballot receipt, poll workers constantly being on their personal cell phones, all poll workers being family members, poll workers advising or encouraging voters to vote for specific candidates, poll workers not securing blank ballots, and the

environment being noisy and hostile. The poll watcher also listed some suggestions in the report such as: training poll workers with same information that poll watchers are trained with, poll workers being rotated between precincts every year and the Sheriff enforcing the rules on Election Day.

**Action Taken:** Poll watcher did not provide contact information. The Jefferson County Republican Party Chair was contacted and advised that Chief Inspector would be contacted and counseled on poll worker behavior, as well as the other reported activities. The Party Chair was also advised that all poll workers are always trained on the rules and regulations of poll watchers according to § 17-8-7 Code of Alabama 1975. In addition, in reference to the complaint about not receiving ballots receipts, the Chair was advised that is allowed if a receipt is not printed because the electronic poll books display the proper ballot style after a voter is checked in. The Chair was further advised that the report will be submitted to the Jefferson County Election Commission for review.

**Follow Up:** The Chief Inspector was contacted and counseled about the reported issues. The Chief Inspector did acknowledge that she was late on Election Day due to having to take a detour because of construction. She went on to state that the poll watcher was being aggressive and unreceptive to the rules and laws. Per the Chief Inspector, the poll watcher was allowed to view the poll pad screens when time permitted, as they were trained to do. Further, she advised that she was not aware of the excessive cell phone usage or aware of any poll workers advising voters what candidates to vote for but will be sure to monitor the other clerks moving forward to ensure none of this activity occurs. Lastly, the Chief Inspector advised that while visible, the blank ballots were secure at all times.

In response to the suggestions, all poll workers receive training on the rules and regulations of poll watchers. It may be helpful to have poll watchers attend the poll worker trainings. Also, poll workers are appointed per § 17-8-1(a) Code of Alabama 1975, which states, "The appointing board, or a majority of them acting as an appointing board, not more than 20 nor less than 15 days before the holding of any election in their county, shall appoint from the qualified electors of the respective precinct..." Therefore, poll workers cannot be rotated between different precincts if there is a sufficient amount of qualified electors available to be appointed. Lastly, the Jefferson County Sheriff's Department is readily available on Election Day in case there are any disturbances or conflicts within a precinct to ensure that all voters and poll workers are safe.

**NOTE:** At each precinct on Election Day, there are complaint forms available for voters to either express their satisfaction or dissatisfaction of their voting experience. Upon receiving those complaint forms, each issue is addressed individually and the voter is contacted by mail, phone, or email.



## HISTORY OF JEFFERSON COUNTY GENERAL ELECTION TURNOUT

ELECTION YEAR	ELECTION TYPE	NUMBER OF REGISTERED VOTERS	VOTER TURNOUT
2018	GOVERNOR	479,959	54%
2016	PRESIDENT	448,828	67%
2014	GOVERNOR	411,086	41%
2012	PRESIDENT	385,364	79%
2010	GOVERNOR	380,260	56%
2008	PRESIDENT	414,002	77%
2006	GOVERNOR	355,485	51%
2004	PRESIDENT	385,386	76%
2002	GOVERNOR	343,861	63%

**NOTE:** *There is always an ebb and flow in the number of registered voters due to new voter registrations, the death of voters, voters moving into and out of Jefferson County, and the removal of voters from the voter list by the Alabama Secretary of State's Office and Jefferson County for felony convictions that involve moral turpitude.*

## WEB PAGES

**PROBATE COURT: [www.jeffcoprobatecourt.com](http://www.jeffcoprobatecourt.com)**

**ELECTIONS: [www.jeffcoelectionsal.com](http://www.jeffcoelectionsal.com)**

**FACEBOOK PAGE: [www.facebook.com/JeffersonCountyAlabamaElections](http://www.facebook.com/JeffersonCountyAlabamaElections)**

**TWITTER PAGE: [www.twitter.com/JeffCoElections](http://www.twitter.com/JeffCoElections)**

## **ELECTION IMPROVEMENTS**

These would have to be implemented via legislation but many states have adopted the following:

1. Early voting two or more weeks prior to each election;
2. Locate 5-7 “Election Centers” throughout Jefferson County, so voters could vote at convenient locations close to their place of employment prior to, and on, election day;

Counties and municipalities across the United States have implemented the improvements above, and have saved money in election costs, and have provided a valuable service to their citizens.